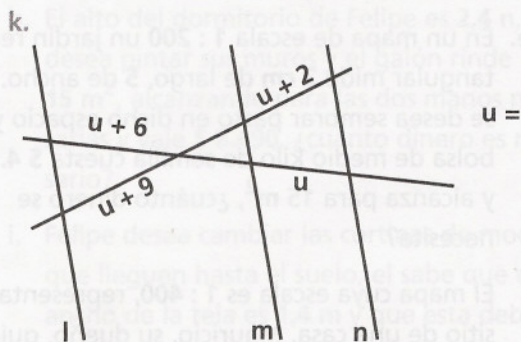
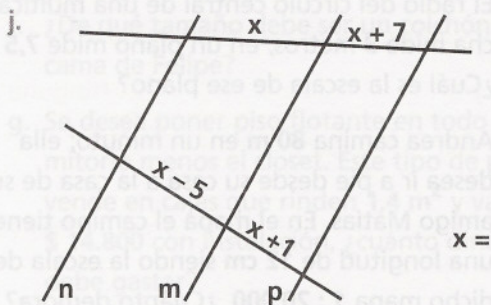
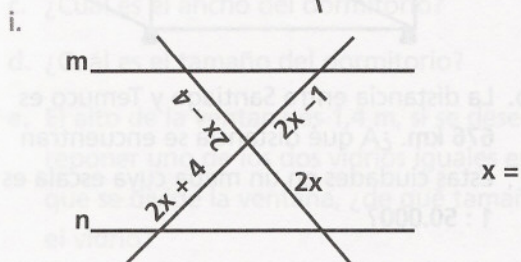
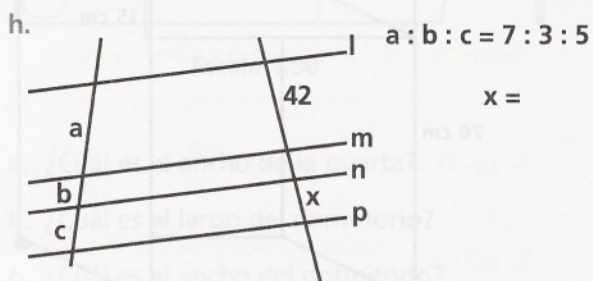
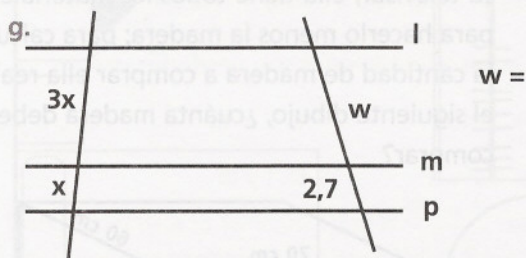
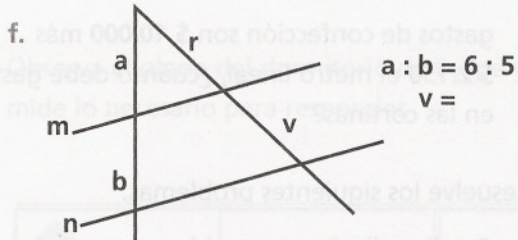
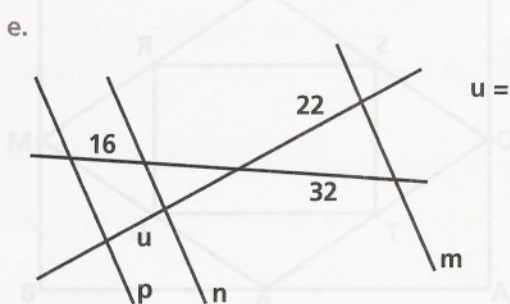
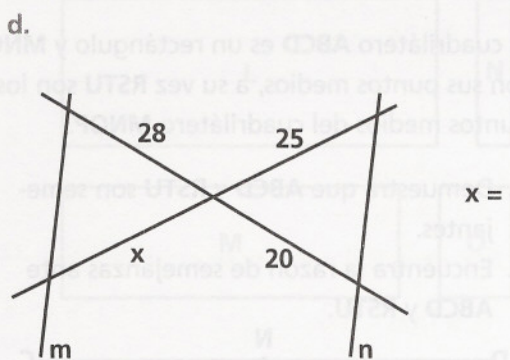
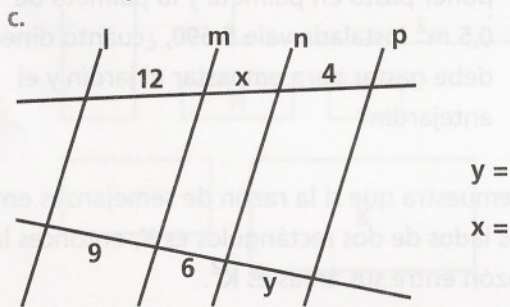
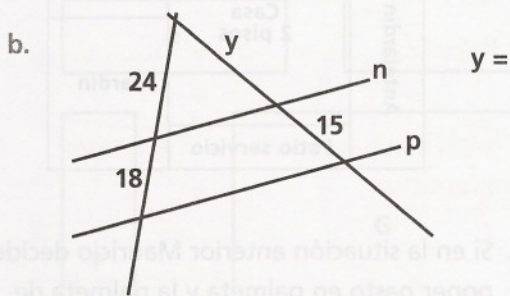
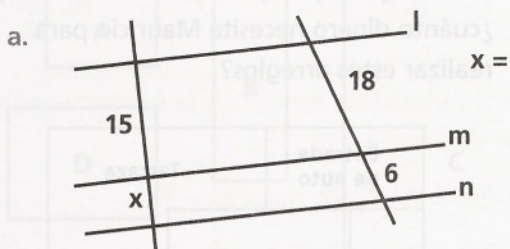


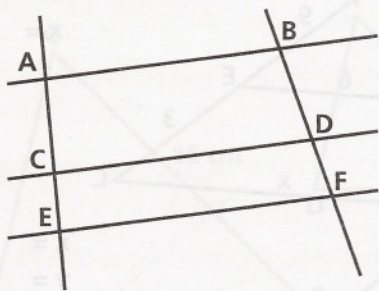
TRAZOS PROPORCIONALES

1 En las siguientes figuras las rectas l , m , n y p son paralelas. Calcula la medida de él o los trazos pedidos a partir de los datos.

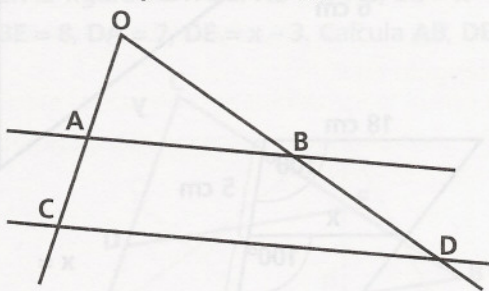


- 2 En la figura $\overline{AB} \parallel \overline{CD} \parallel \overline{EF}$; $\frac{AC}{AE} = \frac{4}{5}$ y

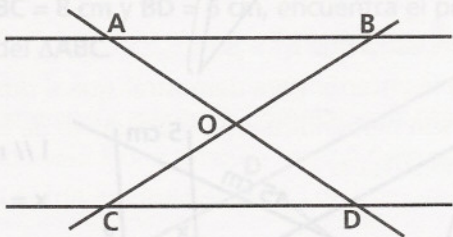
$BD = 8$ cm, Calcula el valor de DF .



- 3 En la figura $\angle OAB \cong \angle ACD$ $AO = 36$ cm, $OC = 56$ cm y $BD = 30$ cm, ¿cuánto vale OB ?

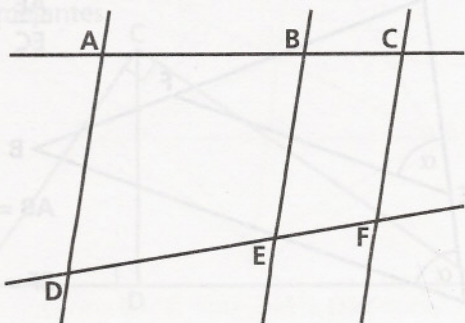


- 4 En la figura $\overline{AB} \parallel \overline{CD}$, $AO = x + 2$, $DO = x + 8$, $CO = x - 2$, $BO = x - 7$. Calcula AO , BO , CO , DO .

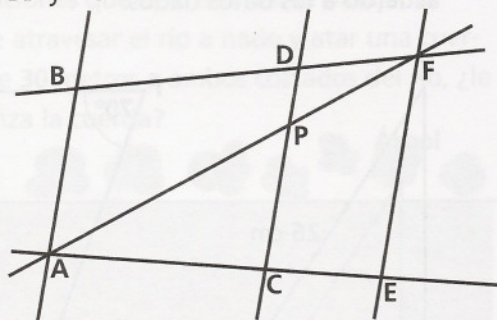


- 5 En la figura se tiene que $\frac{AB}{BC} = \frac{5}{8}$ y

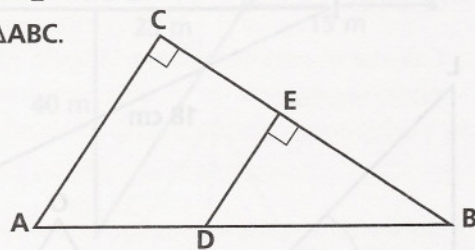
$\overline{AD} \parallel \overline{BE} \parallel \overline{CF}$ y $DE + 9 = EF$. Calcula los valores de DE y EF .



- 6 En la figura $\overline{AB} \parallel \overline{CD} \parallel \overline{EF}$, $AP = 16$ cm y $PF = 10$ cm, $DE = 8$ cm y $CE = 6$ cm. Calcula BD y AC .

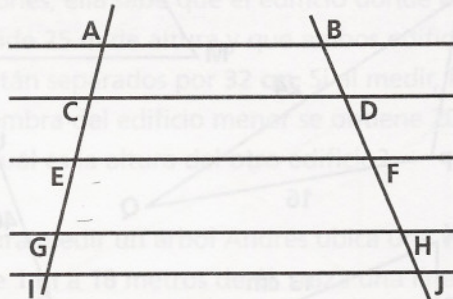


- 7 Los triángulos $\triangle ABC$ y $\triangle DBE$ son rectángulos, $\frac{AD}{DB} = \frac{1}{2}$ y $EB = 8$ cm. Calcula el perímetro del $\triangle ABC$.



- 8 En la figura $\overline{AB} \parallel \overline{CD} \parallel \overline{EF} \parallel \overline{GH} \parallel \overline{IJ}$.

Demuestra que $AC : CE : EG : GI = BD : DF : FH : HJ$.



- 9 En la figura $ABCD$ es un cuadrado de lado 10 cm, los puntos $M, N, O, P, Q, R, S,$ y T dividen a los lados en partes iguales; el área sombreada es:

